

**Khyber Pakhtunkhwa**

**Corona Virus Disease COVID-19 Daily Update**

**18 April 2022**

---

## 1. Snapshot figures for the day<sup>1</sup>

**417**

Total Active Cases<sup>2</sup>

**219389**

Total Cases

**04**

New Cases Today

---

**6323**

Total Deaths

**00**

New Deaths Today

---

**212649**

Total Recovered

**04**

New Recoveries Today

---

**4707982**

Total Tests

**3082**

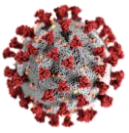
New Tests Today

---

1. Figures up to 12 Midnight on the 17<sup>th</sup> April 2022

2. Active cases = total cases till now – deaths – recoveries



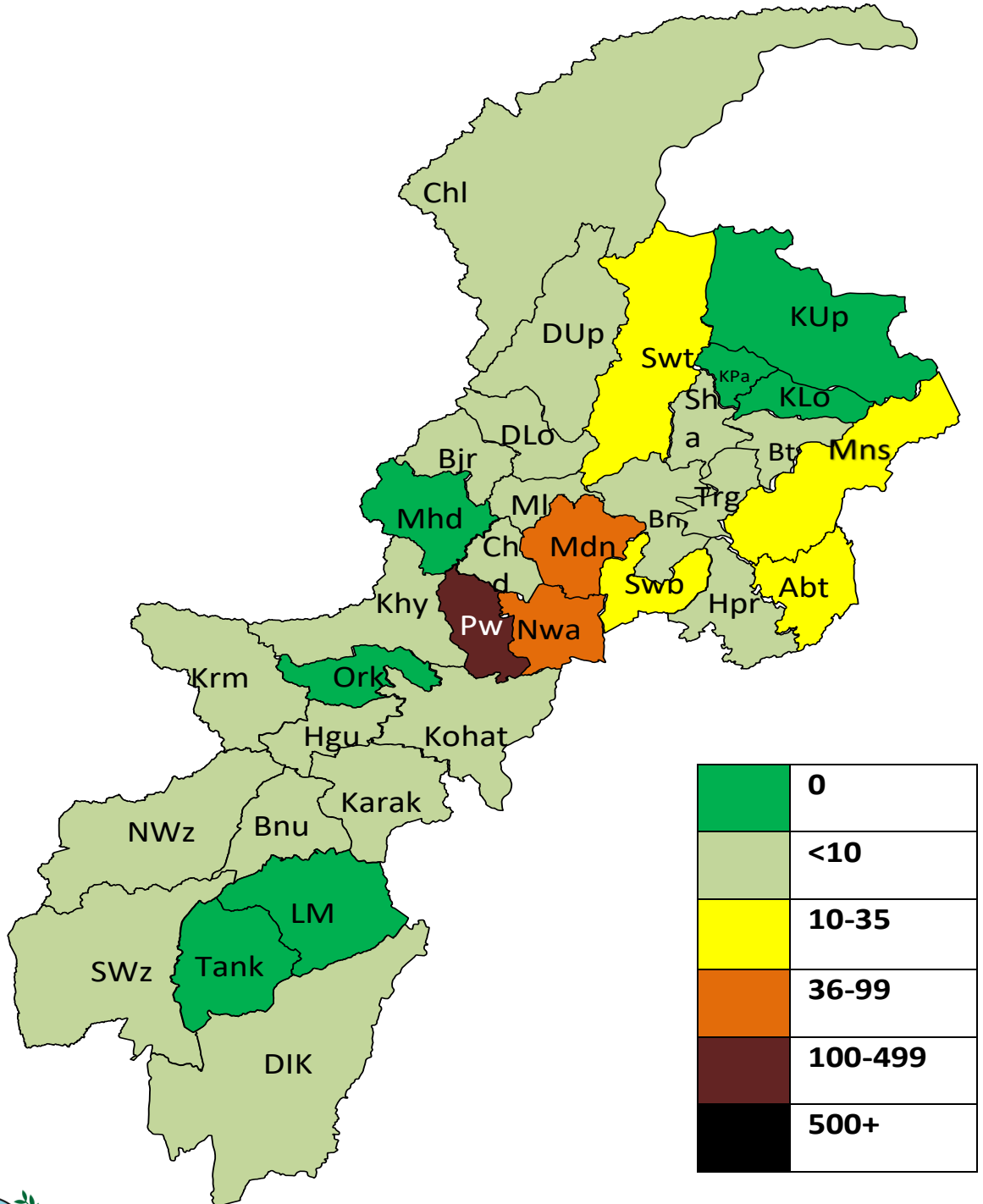


# Khyber Pakhtunkhwa

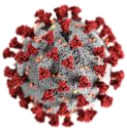
## Corona Virus Disease COVID-19 Daily Update

18 April 2022

### 2. Provincial Heatmap



Map colored by active cases



District
<b>Total</b>

Cases	
Total	24 hrs
<b>219389</b>	<b>4</b>

Deaths	
Total	24 hrs
<b>6323</b>	<b>0</b>

Recoveries
<b>212649</b>

Active Cases
<b>417</b>

**Khyber  
Pakhtunkhwa  
Corona Virus  
Disease COVID-19  
Daily Update  
18 April 2022**

Peshawar Division
PESHAWAR
CHARSADDA
NOWSHERA
KHYBER
MOHMAND
<b>Total</b>

82601	0
5281	0
9262	0
2948	0
1845	0
<b>101937</b>	<b>0</b>

3120	0
62	0
121	0
13	0
2	0
<b>3318</b>	<b>0</b>

79369
5217
9053
2933
1843
<b>98415</b>

112
2
88
2
0
<b>204</b>

**3. District data**

Mardan Division
MARDAN
SWABI
<b>Total</b>

17419	1
6551	0
<b>23970</b>	<b>1</b>

623	0
229	0
<b>852</b>	<b>0</b>

16740
6312
<b>23052</b>

56
10
<b>66</b>

Malakand Division
SWAT
BUNER
DIR LOWER
DIR UPPER
SHANGLA
MALAKAND
CHITRAL LOWER
CHITRAL UPPER
BAJAUR
<b>Total</b>

10266	0
2166	0
4663	0
2955	0
1826	0
7292	0
4542	0
1933	0
2522	0
<b>38165</b>	<b>0</b>

546	0
23	0
53	0
57	0
7	0
52	0
22	0
21	0
103	0
<b>884</b>	<b>0</b>

9689
2141
4606
2896
1818
7239
4515
1910
2410
<b>37224</b>

31
2
4
2
1
1
5
2
9
<b>57</b>

Hazara Division
MANSEHRA
ABBOTTABAD
HARI PUR
TOR GHAR
KOHISTAN UPPER
KOHISTAN LOWER
KOLAI PALLAS
BATTAGRAM
<b>Total</b>

7588	1
10086	0
6441	0
304	0
285	0
232	0
70	0
1324	0
<b>26330</b>	<b>1</b>

45	0
387	0
113	0
0	0
0	0
0	0
0	0
21	0
<b>566</b>	<b>0</b>

7513
9685
6326
303
285
232
70
1302
<b>25716</b>

30
14
2
1
0
0
0
1
<b>48</b>

Kohat Division
KOHAT
HANGU
KARAK
KURRAM
ORAKZAI
<b>Total</b>

8468	0
1340	0
2166	0
2199	0
776	0
<b>14949</b>	<b>0</b>

245	0
24	0
30	0
15	0
3	0
<b>317</b>	<b>0</b>

8218
1310
2127
2182
773
<b>14610</b>

5
6
9
2
0
<b>22</b>

Bannu Division
BANNU
LAKKI MARWAT
NORTH WAZIRISTAN
<b>Total</b>

4710	2
1086	0
342	0
<b>6138</b>	<b>2</b>

143	0
2	0
1	0
<b>146</b>	<b>0</b>

4557
1084
340
<b>5981</b>

10
0
1
<b>11</b>

Dera Ismail Khan Division
DERA ISMAIL KHAN
TANK
SOUTH WAZIRISTAN
<b>Total</b>

4754	0
423	0
571	0
<b>5748</b>	<b>0</b>

232	0
3	0
4	0
<b>239</b>	<b>0</b>

4516
420
564
<b>5500</b>

6
0
3
<b>9</b>

Quarantine/Travellers
<b>Total</b>

<b>2152</b>	<b>0</b>
-------------	----------

<b>1</b>	<b>0</b>
----------	----------

<b>2151</b>
-------------

<b>0</b>
----------

